

## WALL MOUNTED SOCKETS

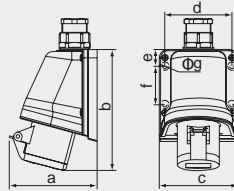
*The user disassembles and assembles conveniently, safe and quickly. a separable and sealed type design are used on the structure of the enclosure of sockets, the protection degree are up to IP67. the user only had to dismantle the cover top of the enclosure then carries on installs the operation.*



L113-4



- > current:16A
- > voltage:110-130V~2P+E
- > IP44 splashproof

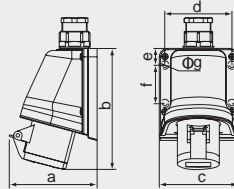


earth contact position	4h	
	pole	3
dimension(mm)	a	107
	b	146
	c	93.5
	d	80
	e	20
	f	46
	g	5.5
cable nominal cross-section area(mm <sup>2</sup> )	1.5-4	

L113



- > current:16A
- > voltage:220-250V~2P+E
- > IP44 splashproof

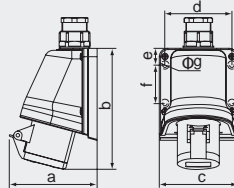


earth contact position	6h	
	pole	3
dimension(mm)	a	107
	b	146
	c	93.5
	d	80
	e	20
	f	46
	g	5.5
cable nominal cross-section area(mm <sup>2</sup> )	1.5-4	

L114



- > current:16A
- > voltage:380-415V~3P+E
- > IP44 splashproof

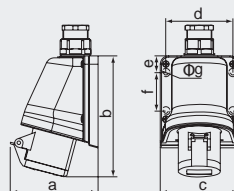


earth contact position	6h	
	pole	4
dimension(mm)	a	110
	b	146
	c	93.5
	d	80
	e	20
	f	46
	g	5.5
cable nominal cross-section area(mm <sup>2</sup> )	1.5-4	

L115



- > current:16A
- > voltage: 220-380V~240-415V~3P+N+E
- > IP44 splashproof

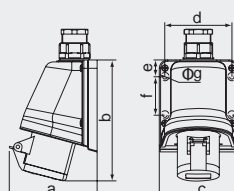


earth contact position	6h	
	pole	5
dimension(mm)	a	114
	b	147
	c	93.5
	d	80
	e	20
	f	46
	g	5.5
cable nominal cross-section area(mm <sup>2</sup> )	1.5-4	

L123-4



- > current:32A
- > voltage:110-130V~2P+E
- > IP44 splashproof

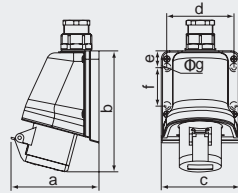


earth contact position	4h	
	pole	3
dimension(mm)	a	116
	b	157
	c	93.5
	d	80
	e	20
	f	46
	g	5.5
cable nominal cross-section area(mm <sup>2</sup> )	2.5-10	

L123



- > current:32A
- > voltage:220-250V~2P+E
- > IP44 splashproof

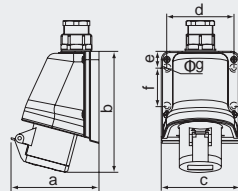


earth contact position	6h	
	pole	3
dimension(mm)	a	116
	b	157
	c	93.5
	d	80
	e	20
	f	46
	g	5.5
cable nominal cross-section area(mm <sup>2</sup> )	2.5-10	

L124



- > current:32A
- > voltage:380-415V~3P+E
- > IP44 splashproof

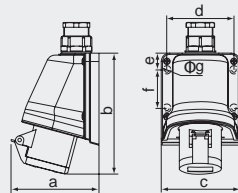


earth contact position	6h	
	pole	4
dimension(mm)	a	116
	b	157
	c	93.5
	d	80
	e	20
	f	46
	g	5.5
cable nominal cross-section area(mm <sup>2</sup> )	2.5-10	

L125



- > current:32A
- > voltage: 220-380V~  
240-415V~ 3P+N+E
- > IP44 splashproof

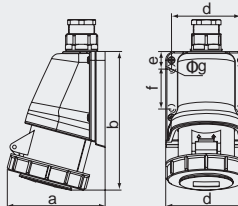


earth contact position	6h	
	pole	5
dimension(mm)	a	119
	b	158
	c	93.5
	d	80
	e	20
	f	46
	g	5.5
cable nominal cross-section area(mm <sup>2</sup> )	2.5-10	

L1131-4



- > current:16A
- > voltage:110-130V~2P+E
- > IP67 watertight

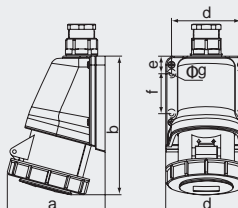


earth contact position	4h	
	pole	3
dimension(mm)	a	101
	b	150
	c	93.5
	d	80
	e	20
	f	46
	g	5.5
cable nominal cross-section area(mm <sup>2</sup> )	1.5-4	

L1131



- > current:16A
- > voltage:220-250V~2P+E
- > IP67 watertight

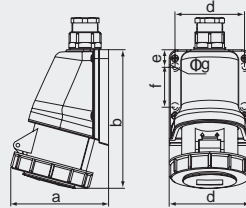


earth contact position	6h	
	pole	3
dimension(mm)	a	101
	b	150
	c	93.5
	d	80
	e	20
	f	46
	g	5.5
cable nominal cross-section area(mm <sup>2</sup> )	1.5-4	

L1141



- > current:16A
- > voltage:380-415V~3P+E
- > IP67 watertight

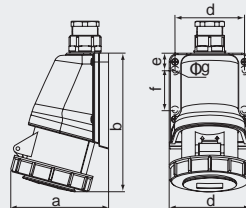


earth contact position	<b>6h</b>	
	pole	4
dimension(mm)	a	104
	b	150
	c	93.5
	d	80
	e	20
	f	46
	g	5.5
cable nominal cross-section area(mm <sup>2</sup> )	1.5-4	

L1151



- > current:16A
- > voltage: $\frac{220-380V}{240-415V}$ ~3P+N+E
- > IP67 watertight

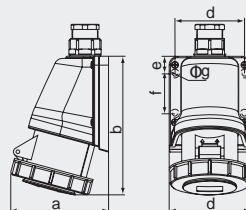


earth contact position	<b>6h</b>	
	pole	5
dimension(mm)	a	107
	b	151
	c	93.5
	d	80
	e	20
	f	46
	g	5.5
cable nominal cross-section area(mm <sup>2</sup> )	1.5-4	

L1231-4



- > current:32A
- > voltage:110-130V~2P+E
- > IP67 watertight

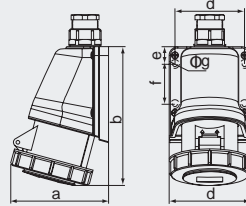


earth contact position	<b>4h</b>	
	pole	3
dimension(mm)	a	114
	b	162
	c	93.5
	d	80
	e	20
	f	46
	g	5.5
cable nominal cross-section area(mm <sup>2</sup> )	2.5-10	

L1231



- > current:32A
- > voltage:220-250V~2P+E
- > IP67 watertight

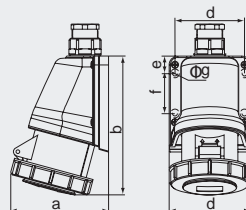


earth contact position	<b>6h</b>	
	pole	3
dimension(mm)	a	114
	b	162
	c	93.5
	d	80
	e	20
	f	46
	g	5.5
cable nominal cross-section area(mm <sup>2</sup> )	2.5-10	

L1241



- > current:32A
- > voltage:380-415V~3P+E
- > IP67 watertight

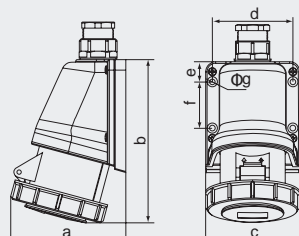


earth contact position	<b>6h</b>	
	pole	4
dimension(mm)	a	114
	b	162
	c	93.5
	d	80
	e	20
	f	46
	g	5.5
cable nominal cross-section area(mm <sup>2</sup> )	2.5-10	

### L1251



- > current:32A
- > voltage: 220-380V~ 3P+N+E  
240-415V~
- > IP67 watertight



earth contact position		6h
	pole	5
dimension(mm)	a	116
	b	163
	c	93.5
	d	80
	e	20
	f	46
	g	5.5
cable nominal cross-section area(mm <sup>2</sup> )		2.5-10

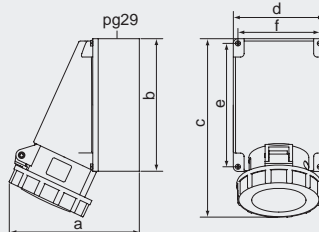
### L1331 L1341 L1351



- > current:63A

L1331	L1341	L1351
220-250V~	380-415V~	220-380V~ 240-415V~
2P+E	3P+E	3P+N+E

- > IP67 watertight



earth contact position		6h
	pole	3/4/5
dimension(mm)	a	171
	b	170
	c	230
	d	118
	e	158
	f	106
cable nominal cross-section area(mm <sup>2</sup> )		6-25

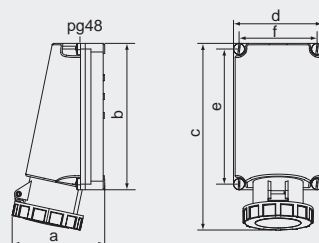
### L1431 L1441 L1451



- > current:125A

L1431	L1441	L1451
220-250V~	380-415V~	220-380V~ 240-415V~
2P+E	3P+E	3P+N+E

- > IP67 watertight



earth contact position		6h
	pole	3/4/5
dimension(mm)	a	165
	b	230
	c	330
	d	160
	e	240
	f	160
cable nominal cross-section area(mm <sup>2</sup> )		25-70